


2010

Crestron Training Guide

Course Descriptions & Dates

This guide provides descriptions of the current training portfolio at Crestron UK. Each course has an outline giving details of the pre-requisites of each course and outlining expected knowledge coming into the course and the types of equipment required for the course.

Michael Backler
Crestron UK Ltd.
10/23/2009






Welcome

The Crestron Training Program is designed to equip you for the control system design and programming challenges facing commercial and residential A/V professionals everyday.

We provide the best training in the industry through our regional offices, as well as through our online training and this document outlines the courses available. Our ever-expanding online training offers convenience and 24/7 access to information about installing and programming systems. Your technical and sales staff will become vested with the knowledge and skill sets of our company and become an extension of Crestron.

We are pleased to announce three new courses for 2010 as our course curriculum has been expanded to better serve the needs of Crestron dealers and programmers and this guide outlines which courses we run, where they are running and what you need to know in order to make the most of them.

										PAGE
Contents										
	•	DigitalMedia	1
	•	Lighting Specifier Training	2
	•	D3Pro Programming	3
	•	Online Training & CEDIA & ICIA Points	4
	•	Crestron Foundation	5
	•	Advanced Systembuilder	6
	•	Essentials of Crestron Programming	7
	•	Intermediate Crestron Programming	8
	•	Advanced Crestron Programming	9
	•	Residential & Commercial System Design	10
	•	Training Dates	11
	•	Suggested Training Paths	12



Course Name: Digital Media

Duration: 1 Day

CEDIA Units: TBC

ICIA Units: 1.5

Spaces: 18

Description:

There is no question that the digital age is here today. Analogue television is going off the air; computers provide only DisplayPort outputs; laptops feature built-in Blu-ray players; the new Intel chips require EDID data from the display; and the latest video conferencing systems only have HDMI/DVI outputs. The solutions you're using now won't work for much longer. Crestron DigitalMedia is the only solution that solves the challenges of tomorrow - today.

Crestron has dedicated more than five years to researching HDMI/HDCP and developing DM technology.

DigitalMedia training is a chance for us to share our knowledge with you. This new course is designed to bring you information on the full and in-depth data on the Crestron Digital Media system for transporting high definition video and audio over long distances using Copper and Fiber. We can help design systems develop the understanding of the product range and also show live demonstrations of the Copper and Fiber Terminations.

The course covers:

- Why do you need Crestron DigitalMedia?
- What problems does it solve?
- How to design a DigitalMedia system.
- How to install a DigitalMedia system.
- How to commission a DigitalMedia system.

Technical Knowledge Prerequisites: None

Software Requirements: None

Hardware Requirements: None



Course Name: Lighting Specifier Training

Duration: 1 Day **CEDIA Units:** TBC **ICIA Units:** TBC **Spaces:** 6

Description:

The next generation of lighting controls achieves an unprecedented level of comfort, convenience and optimised energy savings and there is huge demand for these products today. This new course for 2010 is designed to introduce Crestron's lighting systems and aims to show the dealer how to specify, install and program Crestron lighting products.

The course is designed for lighting specifiers, lighting designers, architects and electrical engineers and offers comprehensive information for both sales and engineering roles.

Technical Knowledge Prerequisites:

- **Foundation Training**

Software Requirements:

- [D3 Pro](#)
- [D3 Pro Templates](#)
- [Crestron Database](#)
- [Crestron Device Database](#)
- [Crestron Engraver](#)
- [Crestron Toolbox](#)
- [SIMPL™ Windows®](#)
- [SIMPL™ Windows® Library Update](#)
- [SIMPL+ Cross Compiler](#)
- [Systembuilder](#)
- [Systembuilder Templates](#)
- [Viewport](#)
- [VT Pro-e](#)
- [VT Pro-e Themes](#)

Hardware Requirements:

- 1.7 GHz processor (2.0 GHz recommended)
- 2.0 GB RAM (4.0 GB recommended)
- 1280x800 screen resolution
- Windows® XP/Vista/Windows 7
- Ethernet Port
- CD-ROM drive or USB port
- 1.2 GB available disk space
- External Mouse



Course Name: D3Pro Programming

Duration: 1 Day

CEDIA Units: TBC

ICIA Units: TBC

Spaces: 6

Description:

This course is to introduce the programmer to the D3Pro programming software in order to Design, Develop and Document Crestron Lighting control systems. Through a series of exercises we introduce D3Pros features and enable programmers to take their programs to the next level with introductions to custom templates and modules, through Security and HVAC integration and linking in with the AV Processor.

Technical Knowledge Prerequisites:

- **Foundation Training**

Software Requirements:

- [D3 Pro](#)
- [D3 Pro Templates](#)
- [Crestron Database](#)
- [Crestron Device Database](#)
- [Crestron Engraver](#)
- [Crestron Toolbox](#)
- [SIMPL™ Windows®](#)
- [SIMPL™ Windows® Library Update](#)
- [SIMPL+ Cross Compiler](#)
- [Systembuilder](#)
- [Systembuilder Templates](#)
- [Viewport](#)
- [VT Pro-e](#)
- [VT Pro-e Themes](#)

Hardware Requirements:

- 1.7 GHz processor (2.0 GHz recommended)
- 2.0 GB RAM (4.0 GB recommended)
- 1280x800 screen resolution
- Windows® XP/Vista/Windows 7
- Ethernet Port
- CD-ROM drive or USB port
- 1.2 GB available disk space
- External Mouse

Online Training

In addition to the classroom training program we also have a full featured set of online training courses designed to help introduce you to the different aspects to Crestron systems.

The full list of these training courses can be found here:

http://www.crestron.com/training/crestron_technical_institute/quick_courses/

Some of the Highlights of that list are:

- For our new product family Prodigy:
Prodigy Composer - Pt 1: Configuring your System
Prodigy Composer - Pt 2: Hardware Configuration and Uploading Your System
- **RoomView Server Edition**
- **Crestron SystemBuilder™**
An excellent introduction before an Advanced Systembuilder course.
- **Crestron Toolbox and System Configuration Overview**
Perfect for brushing up before an Essentials of Crestron Programming course
- **Online Lighting Courses:**
How To Design A Dimming System
Lighting and Dimming Control

Each of these courses can be of benefit to a student to gain a little extra knowledge before a class and a welcome addition to our training line-up.

CEDIA and ICIA Points

Crestron Technical Institute classes are accredited by the widely recognized and respected major industry organizations. By successfully completing any of the CTI classes that are listed below, you are eligible to receive the indicated number of educational credits. ICIA certified individuals will receive Renewal Units (RUs). Individuals who are CEDIA Certified Professionals will receive Continuing Education Units (CEUs).

Course Name: Crestron Foundation

Duration: 2 Days

CEDIA Units: 4

ICIA Units: 7

Spaces: 12

Description:

NEW & IMPROVED FOR 2010: The Foundation course equips installers to provide end users with a first-rate custom install solution and the demand is such that bookings are flooding in. Students come away from the course with a broader product awareness and understanding of what they need to do to properly maintain a Crestron system and it introduces the trainee to the world of Crestron programming, giving vital simple knowledge to installation engineers and to better educate sales people on the format on style of programming.

The Crestron Foundation Course gives a broad based overview on Crestron as a Company and is a vital part of the journey to becoming adept with our systems. The course includes aspects of product introductions, Installation notes, Tools of the trade and simple programming changes. Each section is designed to introduce Delegates both new and established to Crestron. It is also a prerequisite for Essentials Programming and Installation Training. The course even delivers an understanding of the training topology to make sure each and every dealer has a path to maximize their potential with Crestron.

Technical Knowledge Prerequisites:

- Complete literacy and fluency in Windows®
- Run/Install programs via CD-ROM drive
- Navigation through Windows Explorer
- Understanding of directory tree structure
- Understanding file extensions, i.e. .bmp, .pcx.

Software Requirements:

- [Crestron Database](#)
- [Crestron Device Database](#)
- [Crestron Engraver](#)
- [Crestron Toolbox](#)
- [SIMPL™ Windows®](#)
- [SIMPL™ Windows® Library Update](#)
- [SIMPL+ Cross Compiler](#)
- [Systembuilder](#)
- [Systembuilder Templates](#)
- [Viewport](#)
- [VT Pro-e](#)
- [VT Pro-e Themes](#)

Hardware Requirements:

- 1.7 GHz processor (2.0 GHz recommended)
- 2.0 GB RAM (4.0 GB recommended)
- 1280x800 screen resolution
- Windows® XP/Vista/Windows 7
- Ethernet Port
- CD-ROM drive or USB port
- 1.2 GB available disk space
- External Mouse

Course Name: Essentials of Crestron Programming

Duration: 3 Days **CEDIA Units:** 5.25 **ICIA Units:** 12 **Spaces:** 12

Description:

These three-day courses have been scrupulously developed to expand your knowledge and expertise in the programming of Crestron systems. Programming is an extremely important part of a successful Crestron system and this course will explore the different software's you will experience, and how best to use them to control Crestron systems. Other elements cover designing touchpanel layouts and web interfaces.

The Essentials course is designed for the competent programmer and it is generally a good idea to be IT literate and, as with all of the programming courses, it will require a good deal of practice to remain current.

Technical Knowledge Prerequisites:

- **Foundation Training**
- Complete literacy and fluency in Windows®
- Run/Install programs via CD-ROM drive
- Navigation through Windows Explorer
- Understanding of directory tree structure
- Understanding file extensions, i.e. .bmp, .pcx.

Software Requirements:

- [Crestron Database](#)
- [Crestron Device Database](#)
- [Crestron Engraver](#)
- [Crestron Toolbox](#)
- [SIMPL™ Windows®](#)
- [SIMPL™ Windows® Library Update](#)
- [SIMPL+ Cross Compiler](#)
- [Systembuilder](#)
- [Systembuilder Templates](#)
- [Viewport](#)
- [VT Pro-e](#)
- [VT Pro-e Themes](#)

Hardware Requirements:

- 1.7 GHz processor (2.0 GHz recommended)
- 2.0 GB RAM (4.0 GB recommended)
- 1280x800 screen resolution
- Windows® XP/Vista/Windows 7
- Ethernet Port
- CD-ROM drive or USB port
- 1.2 GB available disk space
- External Mouse

Course Name: Advanced Systembuilder

Duration: 2 Days

CEDIA Units: 4

ICIA Units: 7

Spaces: 12

Description:

A vital tool for success in business - Advanced Systembuilder training shows delegates how you can push Crestron into a whole new sector of the market you could never get into. The course shows simple instructions to setup and use a Crestron system using only the Systembuilder tools and clearly illustrates how Systembuilder can simplify your programming life.

The class begins with a brief review of the Essentials class, while students assemble a basic A/V system in SystemBuilder. Students will continue to expand this project using custom logic as more advanced features and techniques are introduced to the class. On Day 2, more challenging logic examples are discussed along with advanced tips and techniques, and students will continue to expand their project. Using this hands-on approach assures students will gain a thorough understanding of the advanced techniques that are taught in this class.

This class is the ideal way to increase proficiency and productivity in programming control systems using SystemBuilder, enabling more systems to be programmed in less time.

Technical Knowledge Prerequisites:

- Complete literacy and fluency in Windows®
- Run/Install programs via CD-ROM drive
- Navigation through Windows Explorer
- Understanding of directory tree structure
- Understanding file extensions, i.e. .bmp, .pcx.

Software Requirements:

- [Crestron Database](#)
- [Crestron Device Database](#)
- [Crestron Engraver](#)
- [Crestron Toolbox](#)
- [SIMPL™ Windows®](#)
- [SIMPL™ Windows® Library Update](#)
- [SIMPL+ Cross Compiler](#)
- [Systembuilder](#)
- [Systembuilder Templates](#)
- [Viewport](#)
- [VT Pro-e](#)
- [VT Pro-e Themes](#)

Hardware Requirements:

- 1.7 GHz processor (2.0 GHz recommended)
- 2.0 GB RAM (4.0 GB recommended)
- 1280x800 screen resolution
- Windows® XP/Vista/Windows 7
- Ethernet Port
- CD-ROM drive or USB port
- 1.2 GB available disk space
- External Mouse

Course Name: Intermediate Crestron Programming

Duration: 3 Days **CEDIA Units:** 5.25 **ICIA Units:** 9 **Spaces:** 12

Description:

The Intermediate Software Trainings are three day courses developed to further expand your knowledge in the Programming of Crestron systems. Some of the topics covered are Complex string handling, Mathematics, eControl power applications and Processor interactions.

This is designed for a programmer who has reached his peak and needs to expand his skill set to approach more challenging projects.

Technical Knowledge Prerequisites:

- **Foundation Training**
- **Essentials Training**
- **I Program with touchpanel layout submitted to laura@crestron.co.uk**
- Complete literacy and fluency in Windows®
- Run/Install programs via CD-ROM drive
- Navigation through Windows Explorer
- Understanding of directory tree structure
- Understanding file extensions, i.e. .bmp, .pcx.

Software Requirements:

- [Crestron Database](#)
- [Crestron Device Database](#)
- [Crestron Engraver](#)
- [Crestron Toolbox](#)
- [SIMPL™ Windows®](#)
- [SIMPL™ Windows® Library Update](#)
- [SIMPL+ Cross Compiler](#)
- [Systembuilder](#)
- [Systembuilder Templates](#)
- [Viewport](#)
- [VT Pro-e](#)
- [VT Pro-e Themes](#)

Hardware Requirements:

- 1.7 GHz processor (2.0 GHz recommended)
- 2.0 GB RAM (4.0 GB recommended)
- 1280x800 screen resolution
- Windows® XP/Vista/Windows 7
- Ethernet Port
- CD-ROM drive or USB port
- 1.2 GB available disk space
- External Mouse

Course Name: Advanced Crestron Programming

Duration: 3 Days **CEDIA Units:** 5.25 **ICIA Units:** 9 **Spaces:** 12

Description:

Formerly the Simpl+ Software Trainings, this course is a three day course developed to help complete your knowledge in the Programming of Crestron systems. Some of the topics covered are using the Procedural Programming language Simpl+ to unlock the multitasking power of the Series 2 processor with reference to Complex string handling, 32bit Mathematics, file handling, Processor timings and memory effects.

This course is designed for a programmer who wishes to finish the last of his skill sets and allow a greater facility with complex Crestron systems.

Technical Knowledge Prerequisites:

- **Foundation Training**
- **Essentials Programming Training**
- **Intermediate Programming Training**
- **2 Programs with touchpanel layouts submitted to laura@crestron.co.uk**
- Complete literacy and fluency in Windows®
- Run/Install programs via CD-ROM drive
- Navigation through Windows Explorer
- Understanding of directory tree structure
- Understanding file extensions, i.e. .bmp, .pcx.

Software Requirements:

- [Crestron Database](#)
- [Crestron Device Database](#)
- [Crestron Engraver](#)
- [Crestron Toolbox](#)
- [SIMPL™ Windows®](#)
- [SIMPL™ Windows® Library Update](#)
- [SIMPL+ Cross Compiler](#)
- [Systembuilder](#)
- [Systembuilder Templates](#)
- [Viewport](#)
- [VT Pro-e](#)
- [VT Pro-e Themes](#)

Hardware Requirements:

- 1.7 GHz processor (2.0 GHz recommended)
- 2.0 GB RAM (4.0 GB recommended)
- 1280x800 screen resolution
- Windows® XP/Vista/Windows 7
- Ethernet Port
- CD-ROM drive or USB port
- 1.2 GB available disk space
- External Mouse

Course Name: Residential & Commercial System Design

Duration: 1 Day **CEDIA Units:** TBC **ICIA Units:** TBC **Spaces:** 12

Description:

The Design Trainings are one day courses developed to expand your knowledge in the types of equipment available from Crestron and how to implement these in the Commercial and Residential environment. It looks at Crestron from a specification and sales point of view with attention towards developing projects with Crestron

Technical Knowledge Prerequisites: None

Software Requirements: None

Hardware Requirements: None.

Course Name: CAIP

Duration: 3 Month Exam Out of Class

Description:

Accreditation is the part where the Crestron Programmer can test his skills and gain a Qualification as a Crestron Authorized Programmer (CAP). He or She is given 3months to complete an exam testing all facets of Crestron programming which must be submitted within the deadline. Successful candidates are given CAP status which is theirs to keep. If desired they can then go on by submitting a \$1000 fee become Crestron Authorized Independent Programmers (CAIP) and sell their services as programmers. These CAIPs are restricted to programming and aren't allowed to sell Crestron equipment.

Technical Knowledge Prerequisites:

- Foundation Training
- Essentials Programming Training
- Intermediate Programming Training
- Advanced Programming Training

Software Requirements: None

Hardware Requirements: None

A prerequisite of the Exam is completion of all previous software training courses

Training Calendars for Cobham, Doncaster

Crestron Foundation

Dates	Locations
11 th -12 th January	obham, Doncaster
8 th -9 th February	Cobham, Doncaster
8 th -9 th March	Cobham, Doncaster
6 th -7 th April	Cobham, Doncaster
4 th -5 th May	Cobham, Doncaster
7 th -8 th June	Cobham, Doncaster
5 th -6 th July	Cobham, Doncaster
2 nd -3 rd August	Cobham, Doncaster
6 th -7 th September	obham, Doncaster
4 th -5 th October	Cobham, Doncaster
8 th -9 th November	obham, Doncaster
6 th -7 th December	obham, Doncaster

Advanced Systembuilder

Dates	Location Cobham
10 th -11 th March	
9 th -10 th June	
4 th -5 th August	
6 th -7 th October	

Lighting Specifier Training

Dates	Location Cobham
17 th February	
14 th April	
14 th July	
15 th September	

D3Pro Programming

Dates	Location Cobham
18 th February	
15 th April	
15 th July	
16 th September	

Essentials of Crestron Programming

Dates	Locations
19 th -21 st January	Cobham
23 rd -25 th February	Doncaster
23 rd -25 th March	Cobham
20 th -22 nd April	Doncaster
18 th -20 th May	Cobham
22 nd -24 th June	Doncaster
20 th -22 nd July	Cobham
17 th -19 th August	Doncaster
21 st -23 rd September	Cobham
19 th -21 st October	oncaster
23 rd -25 th November	Cobham

Intermediate Crestron Programming

Dates	Locations
26 th -28 th January	obham

27 th -29 th April	Cobham
27 th -29 th July	Doncaster
26 th -28 th October	obham

Advanced Crestron Programming

Dates	Locations
25 th -27 th May	Cobham
24 th -26 th August	Doncaster
2 nd -4 th November	obham

Residential System Design

Dates	Location Cobham
5 th January	
9 th February	
2 nd March	
6 th April	
4 th May	
1 st June	
3 rd August	
7 th September	
5 th October	
2 nd November	
7 th December	

Also run as required in Doncaster

Commercial System Design

Dates	Location UK
Run on an as required Basis	

DigitalMedia

Dates	Location Cobham
15 th January	
29 th January	
12 th February	
26 th February	
12 th March	
26 th March	
9 th April	
23 rd April	
7 th May	
21 st May	
11 th June	
25 th June	
9 th July	
23 rd July	
6 August	
20 th August	
3 rd September	
17 th September	
1 st October	
22 nd October	
5 th November	
19 th November	
3 rd December	

Suggested Training Paths

Salesman

Foundation 2 Days	Residential System Design 1 Day	Commercial System Design 1 Day	Digital Media 1 Day	Lighting Specifier 1 Day	
----------------------	--	---	---------------------------	--------------------------------	--

System Designer

Foundation 2 Days	Residential Design 2 Days	Commercial Design 2 Days	Digital Media 1 Day	Lighting Specifier 1 Day	
----------------------	---------------------------------	--------------------------------	---------------------------	--------------------------------	--

Site & Service Engineer

Foundation 2 Days	Digital Media 1 Day				
----------------------	---------------------------	--	--	--	--

Programmer

Foundatio n 2 Days	Essentials Programmin g 3 Days	Intermediate Programmin g 3 Days	Advanced Programmin g 3 Days	Systembuilde r Advanced 2 Days	Digita l Media 1 Day
--------------------------	---	---	---------------------------------------	--------------------------------------	-------------------------------

Lighting Dealer

Foundation 2 Days	Lighting Specifier 1 Day	D3 Pro Programming 1 Day			
----------------------	--------------------------------	--------------------------------	--	--	--

Prodigy Dealer

Foundation 2 Days	Systembuilder Advanced 2 Days				
----------------------	-------------------------------------	--	--	--	--